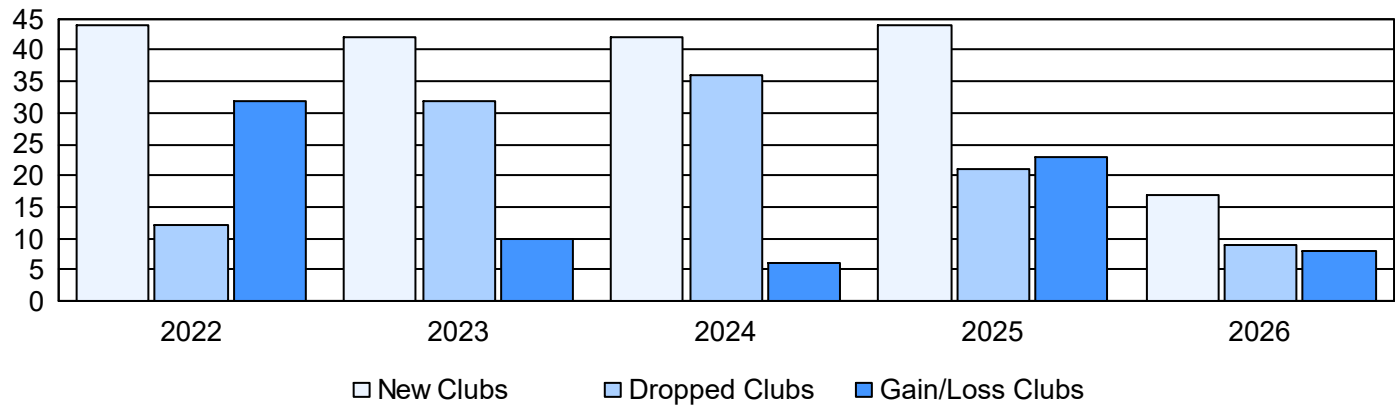
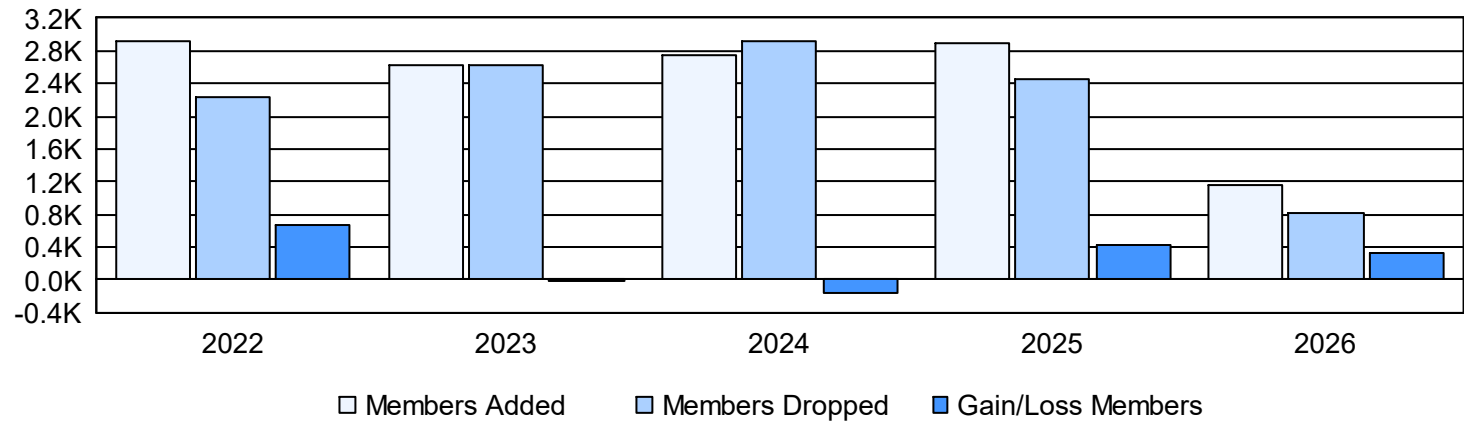


Year	New Clubs	Dropped Clubs	Gain/ Loss Clubs	New Members	Charter Members	Reinstate Members	Transfer Members	Total Member Added	Total Members Dropped	Gain/ Loss Members
2021-2022	44	12	32	1,678	1,111	102	28	2,919	2,244	675
2022-2023	42	32	10	1,205	1,123	221	66	2,615	2,630	-15
2023-2024	42	36	6	1,423	1,064	201	70	2,758	2,912	-154
2024-2025	44	21	23	1,502	1,017	315	53	2,887	2,453	434
2025-2026	17	9	8	671	389	85	20	1,165	827	338
Average	38	22	16	1,296	941	185	47	2,469	2,213	256

Clubs

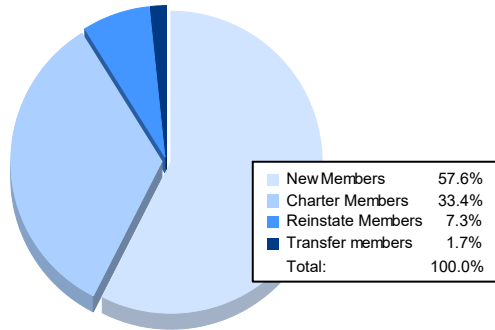


Members



Membership Composition

December 2025 Cumulative



Gender Composition

December 2025 Cumulative

